


Sakurai


OLIVER-2102EPII

B1 SIZE CONVERTIBLE 2 COLOR PREFECTING MACHINE



FULLY AUTOMATIC PRESS EQUIPPED
WITH LATEST LABOR-SAVING SYSTEMS

**“NO PLATE TAIL BENDING IS
AUTO PLATE CHANGING – SPC FITTED AS STANDARD**



OLIVER-2102EPI

REQUIRED”



- Make ready time minimize functions are introduced for small lot job
- Sakurai's exclusive technologies ensure the high accurate registration
- Paper and polyester plate can be used for contribution to reduce the running cost.
- Affordable machine cost to be easy for depreciation

ADVANCED TECHNOLOGY ENSURE HIGH PERFORMANCE WITH EASE OF OPERATION

SHEET DELIVERY

The platform delivery allows easy access of the sheet pile. Positive sheet jogging and air fans ensure perfect sheet stacking.

SPC

Standard aluminum plates as well as polyester plates can be automatically loaded or unloaded with accuracy.

PRINT MODE CHANGE

The printing mode 1/1 or 2/0, can easily be accomplished by touching the POD at the delivery end of the press.

INKING UNIT

Computer designed ink roller arrangement allows the optimum film of ink to the plate. The segmented ink fountain blade makes sweep adjustments easier and more accurate.

POD SYSTEM

This touch screen display provides control of major setting of the machine including diagnostic monitoring, operator instruction and the automatic perfector changeover system.

PRINTING UNIT

Chrome plated cylinders, diamond coated gripper pads, and heavy duty construction guarantee reliability and durability.

FEEDER UNIT

The feeding head has separate pick-up and forwarding suckers to ensure smooth and positive feeding from thin to thick sheets at high speed.

REGISTER UNIT

Absolute hair line register is obtained with the use of bottom front guides and bearing to bearing side guiding.



FULL AUTOMATIC PERFECTOR CHANGEOVER AS STANDARD.

PERFECTOR CHANGEOVER THROUGH SAKURAI POD SYSTEM

■ POD changeover.



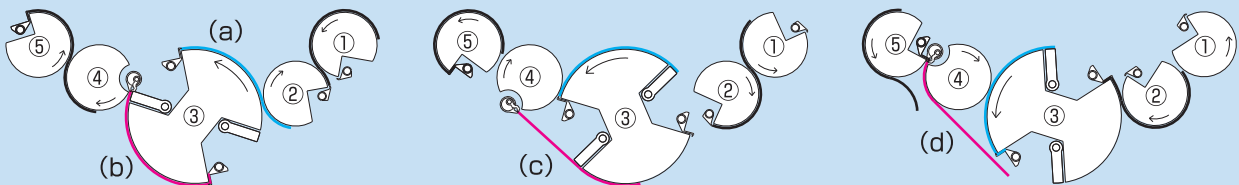
The POD guides an operator through the procedure, just follow the instruction

Input and confirm the sheet size

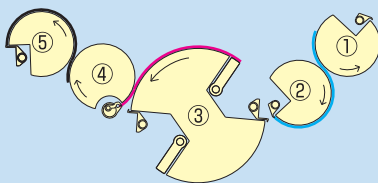
Perfector changeover is completed by the programmed sequence automatically.

■ SHEET TRAVEL

[Perfecting mode]



[Straight mode]



- ① 1st unit impression cylinder
 - ② Transfer drum
 - ③ Double diameter drum
 - ④ Perfector drum
 - ⑤ 2nd unit impression cylinder
- (a) Subsequent printing sheet (blue)
(b) Foregoing printing sheet (red)
(c) Sheet tail is gripped for perfecting
(d) Sheet is transferred to 2nd impression cylinder

■ Sheet tail VACUUM SYSTEM

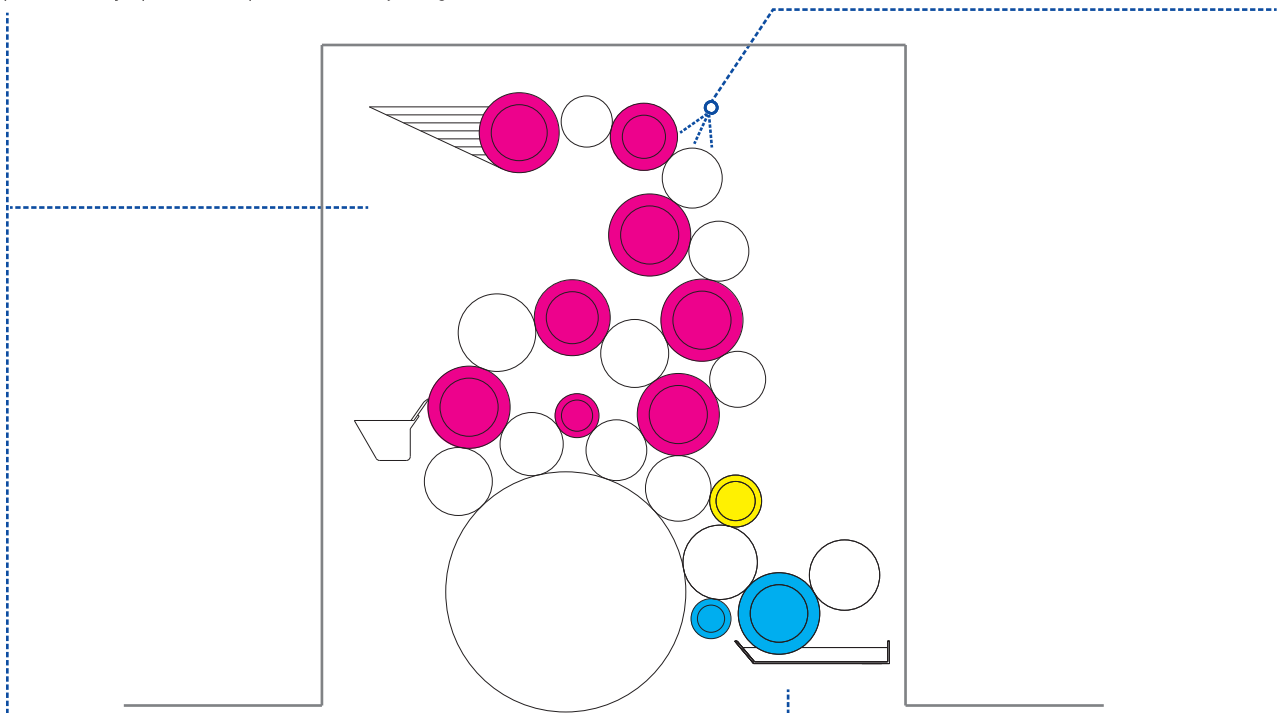
For printing thinner sheets which are major usage for perfector printing, the sheet tail vacuum system is applied. So, stable and higher register accuracy without sheet fluttering even on perfector printing can be achieved.

Optimum dampening and ink control can easily be achieved

Large diameter ink rollers ensure stable ink supply.

■ 17 pcs. of inking rollers including the different diameter ink form rollers, which optimal sequence has been calculated by computer simulation, ensure the uniform ink supply to the printing plate. Oscillating roller timing set function provides easy operation for printed color adjusting.

- The optional ink roller wash up automatically washes ink rollers allowing fast and easy clean up and frees up operators time for other functions.
- The introduction of the segmented ink fountain blade plus the digital ink key adjustment makes sweep adjustments easier and more accurate.



■ Ink sweep amount can be adjusted on POD system.



■ The drop away ink fountain that allows easy cleaning is accomplished with a pneumatic system therefore eliminates heavy manual lifting.

■ Remote Control Ink Console is optionally available.

The OLIVERMATIC dampener system

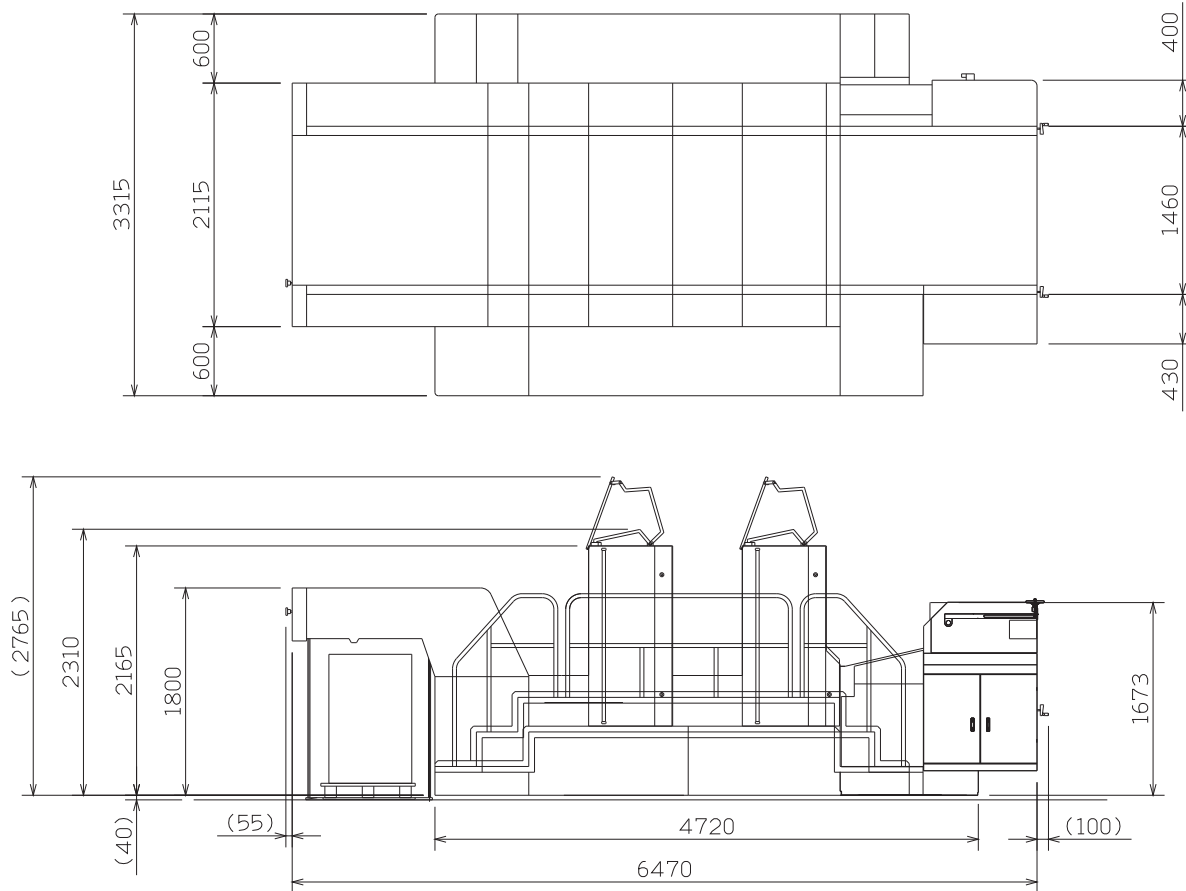
The OLIVERMATIC dampener system allows easy dampening control as the dampening form rollers change speed automatically as press speed changes.

The operator can control the engagement or disengagement of the dampener to the inker by the touch of a button.

The Delta Dampener Motion removes hickeys from the plate by slightly different surface speeds of the dampener and the plate.

OLIVER-2102EPII

MACHINE DIMENSION (mm)



Specifications

Max. sheet size (mm)	1,030×720	Blanket size (mm)	1,035×920
Min. sheet size (mm)	520×360 (2/0 mode) 520×440 (1/1 mode)	Sheet thickness (mm)	0.04~0.3
Max. print size (mm)	1,020×710 (2/0 mode) 1,020×700 (1/1 mode)	Feeder pile capacity (mm)	1,070
Plate size (mm)	1,030×800	Delivery pile capacity (mm)	1,070
Printing speed (IPH)	4,000~12,000 (2/0 mode) 4,000~10,000 (1/1 mode)	Power Consumption (kW)	24
		Machine weight (Kg)	18,500
		Machine dimension (L×W×H) (mm)	6,470×3,315×2,310

Standard Equipment

- Platform Feeder
- Single Action Feeder Table Setup
- Mechanical Double Sheet Detector
- Front and Side Guide Detector
- Early Sheet Detector
- Ultra-sonic Double Sheet Detector
- Segmented ink fountain blade
- Continuous Dampening System
- Sakurai Plate Changing System (SPC)
- Full Automatic Perfector Changeover
- Pneumatic Controlled Drop Away Ink Fountain
- Sheet Decurler
- POD Display
- Platform Delivery
- Plate Cylinder Cocking
- Electronic Positioning of Vacuum Slow-down Wheels
- Digital Touch Screen Running Register Control

Optional Equipment

- Non-Stop Feeder
- Remote Ink Key Console
- Automatic Ink Roller Washup
- Automatic Blanket Cleaners
- Pre-loading pile guide
- Automatic Impression Cylinder Cleaners
- Oscillating Ink Form Rollers
- Plate Puncher
- Tab Inserter, Markpet



- ※ The information on this catalogue contains patented technology and under patent fillings.
- ※ The manufacturer reserves the right to change without any prior notice, any of the followings as related to products listed in the subject catalogue.
 (1) Improvement in safety, performance or functions (2) Improvement in designed quality
- ※ The denoted speeds are indicative of the mechanically possible performance. Printing speeds are subject to variation according to the plates and substrates to be used.
- ※ Photographs appearing in this catalogue include some optional equipments
- ※ The specifications given are as of November,2014 and are subject to further change for improvement together with the content of the photographs

Superlative products to guarantee clients satisfaction



Headquarters 2-2-9 Fukuzumi, Koto-ku, Tokyo 135-0032, Japan
 Tel: 81-3-3643-1131 Fax: 81-3-3641-9663 E-mail: info@sakurai-gs.co.jp
 London Branch Cherrywell House, Tamian Way, Hounslow, Middlesex TW4 6BL UK
 Tel: 44-20-8577-5672 Fax: 44-20-8572-3942 E-mail: admin@sakurai.co.uk
 Sakurai USA,Inc. 1700 North Basswood Road, Schaumburg, IL 60173, USA
 Tel:1-847-490-9400 Fax:1-847-490-4200 E-mail: sales@sakurai.com



ISO 9001 14001
 PRODUCTION & TECHNOLOGY DEPT